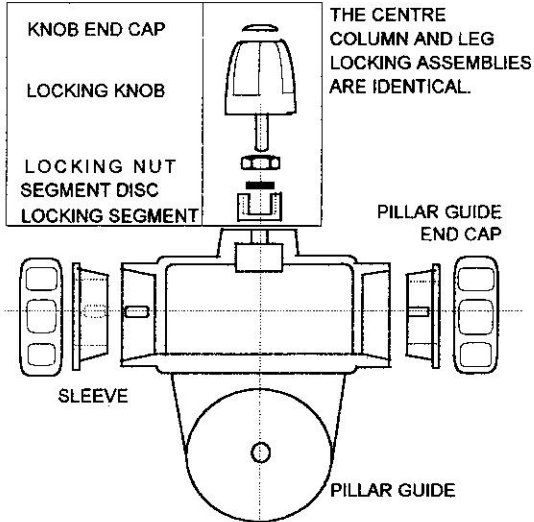


Diagrams showing the layout and component parts for all Uni-loc tripods.

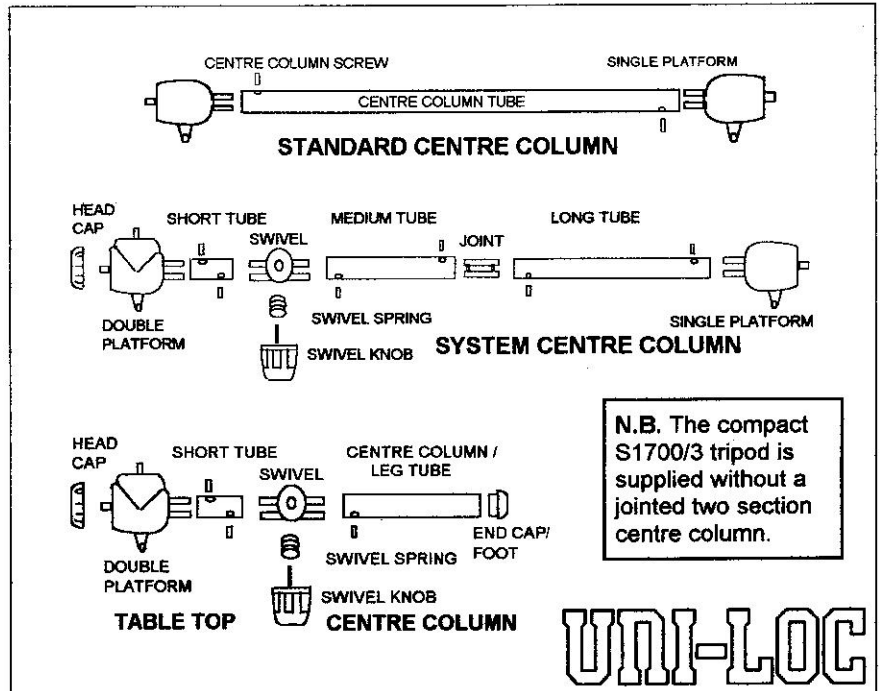
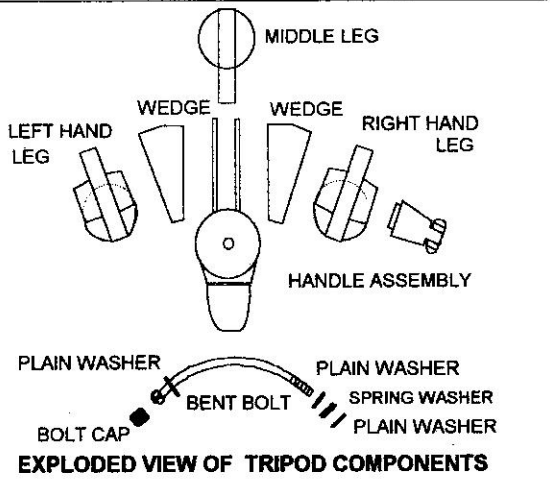
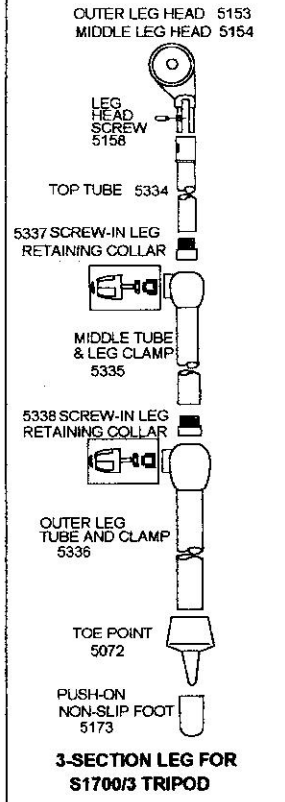
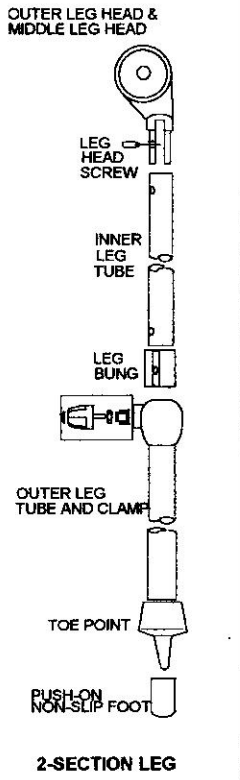
Standard and System tripod centre columns are illustrated separately along with a general table of parts codes for all tripods.



CENTRE COLUMN PILLAR GUIDE ASSEMBLY

COMPONENT	1600	S1700	S1700/3	TABLE TOP	MAJOR	MAJOR SYSTEM
KNOB END CAP	5106	5106	5106	5106	5106	5106
LOCKING KNOB	5096	5096	5096	5096	5019	5019
LOCKING NUT	5102	5102	5102	5102	5104	5104
SEGMENT DISC	5103	5103	5103	5103	5103	5103
SEGMENT	5101	5101	5101	5101	5020	5020
PILLAR GUIDE	5071	5071	5071	5071	5011	5011
PILLAR GUIDE END CAP	5155	5155	5155	5155	5012	5012
PILLAR GUIDE SLEEVE	5156	5156	5156	5156	5025	5025
WEDGE	5065	5065	5065	5065	5003	5003
BENT BOLT	5112	5112	5112	5112	5001	5001
BOLT CAP	5111	5111	5111	5111	5028	5028
PLAIN WASHER	5118	5118	5118	5118	5007	5007
SPRING WASHER	5116	5116	5116	5116	5008	5008
HANDLE ASSEMBLY	5115	5115	5115	5115	5002	5002
OUTER LEG HEAD	5153	5153	5153	5153	5015	5015
MIDDLE LEG HEAD	5154	5154	5154	5154	5022	5022
LEG HEAD SCREW	5158	5158	5158	5158	5202	5202
LEG BUNG	5162	5162	-	-	5021	5021
TOE POINT	5072	5072	5072	5175	5017	5017
NON-SLIP FOOT	5173	5173	5173	-	5173	5173
1/4" SINGLE PLATFORM	5166	5166	5166	-	5272	-
3/8" SINGLE PLATFORM	5339	-	-	-	5326	5326
1/4" DOUBLE PLATFORM	-	5167	5167	5167	-	5273
PLATFORM HEAD CAP	-	5172	5172	-	-	5331
TUBE END AND FOOT	-	-	-	5175	-	-
CENTRE COLUMN SWIVEL	-	5168	5168	5168	-	5142
CENT/COL. SWIVEL KNOB	-	5170	5170	5170	-	5099
SWIVEL SPRING	-	5169	5169	5169	5323	5323
CENTRE COLUMN JOINT	-	5171	-	-	-	5035
CENTRE COLUMN SCREW	5158	5158	5158	5158	5202	5202
SCREW-IN LEG RETAINER	-	-	5337	-	-	-
SCREW-IN LEG RETAINER	-	-	5338	-	-	-

TUBE TYPE	1600	S1700	S1700-3	TABLE TOP	MAJOR			MAJOR SYSTEM		
					1220	1600	2300	1220	1600	2300
STANDARD CENTRE COLUMNS										
STANDARD	5152	-	-	5174	5148	5013	5151	-	-	-
SYSTEM CENTRE COLUMN TUBES										
SHORT	-	5165	5165	-	-	-	-	5029	5029	5029
MEDIUM	-	5164	-	-	-	-	-	5030	5030	5031
LONG	-	5163	5163	-	-	-	-	5031	5032	5033
TRIPOD LEGS										
INNER LEG/ TOP TUBE	5160	5160	5334	5174	5146	5014	5149	5146	5014	5149
MIDDLE LEG WITH CLAMP	-	-	5335	-	-	-	-	-	-	-
OUTER LEG WITH CLAMP	5161	5161	5336	-	5147	5018	5150	5147	5018	5150



UNI-LOC